


CBD15-I is an economical pedestrian power pallet truck with maximum capacity of 1500kg. The truck is with attractive appearance, compact structure, convenient operation, and energy saving. It is widely used in conditions of low intensity and short distances, meeting the demands of most customers.

- Short turning radius and low gravity center of the truck make the steering stable. The turtle speed switch on the handle makes low speed control more precise.
- Pneumatic spring in the handle. Releasing the handle, it can be automatically slow reset.
- Four colored LED battery meter. The operator can intuitively know the remaining battery power by successively displayed colors -- green, blue, orange, and red.
- Germany imported waterproof micro-switches are applied in the cold, damp, dusty and other harsh environments.
- YONGCI motor drive system is with small size, light weight, low loss and high efficiency.

Model:
CBD15-I



External battery charger is better in heat dissipation. Unlike the built-in charger, it avoids the damages caused by vibration.



Key switches and electricity meter integrated in the handle make the operation more convenient.



YONGCI motor drive system is with small size, light weight, low loss and high efficiency.



The turtle speed switch on the handle makes low speed control more precise.



Solid metal shields not only protect the drive system, but also protect the operator's feet from injury.



Germany imported waterproof micro-switches are applied in the cold, damp, dusty and other harsh environments.

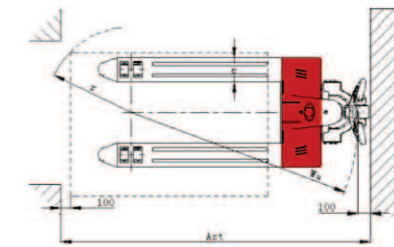
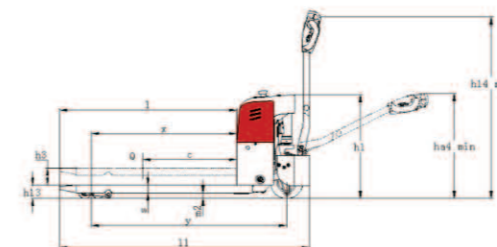


Four colored LED battery meter.



1KG=2.205LB 1INCH=25.40MM

Model		CBD15-I	CBD15-I (Low type)
Load capacity	kg	1500	1500
Overall fork width	mm	560/685	560/685
Fork length	mm	1150	1150
Single fork width	mm	150	150
Lowered fork height	mm	85	65
Max. lifting height	mm	200	180
Overall length	mm	1624	1624
Overall width	mm	560/685	560/685
Overall height	mm	1174	1174
Front wheel size, number		Φ80×80, 4	Φ80×80, 4
Driving wheel size, number		Φ210×70, 1	Φ210×70, 1
Turning radius	mm	1440	1440
Load center distance	mm	600	600
Lift motor		24V/0.8KW	24V/0.8KW
Drive motor		24V/0.75KW	24V/0.75KW
Battery voltage		2×12V/65AH	2×12V/65AH
Working time of fully charged battery	h	3.5	3.5
Service weight (without battery)	kg	190(150)/230(190)	185(145)/225(185)



Model:
CBD20
CBD25
CBD30

Model: SL20GA/SL25GA/SL30GA
Load Capacity: 2000kg/2500kg/3000kg
Lift Height: 200mm
Fork Length: 1150/1220mm
Fork Width: 540/685mm
Motor: AC

Configuration

- Imported CURTIS AC controller and MOSFETS drive have functions of stepless speed regulating and reverse braking.
- The advanced vertical AC drive system. The motor can get more energy and greater braking torque to make it more powerful and better in acceleration.
- The front parts of the forks are made by high-strength steel casting, which is strong, solid and not easy to deformation.
- Adopted the latest design concept, the maximum outer width of the forks can be customized to 880mm, without changing the host box.

Performance

- CURTIS controller has various protection features, such as overvoltage, low voltage, over current, high temperature and short circuit. MOSFETS is with short circuit protection to prevent the vehicle from runaway.
- The floating stand in drive system ensures the stability of the running vehicle. The vehicle does not tilt when turning around.
- Power outage and brake function. When the handle is released or pressed to the bottom, the truck will be power outage and brake immediately. When the truck is out of control or on the ramp, this feature is particularly useful, which makes the truck more secure and reliable.
- Lifting limitation function. When the forks are raised to the maximum height, the system will automatically cut off the power supply for lifting, and smoothly stop.




Side Pull Battery



High Strength Fork



Most Advanced Vertical AC Drive System



Curtis controller can set most performance parameter



Imported Curtis AC Controller



The New Comfort Platform

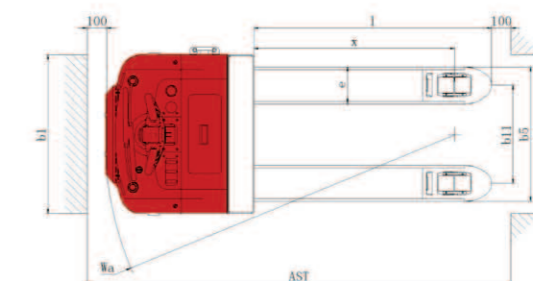
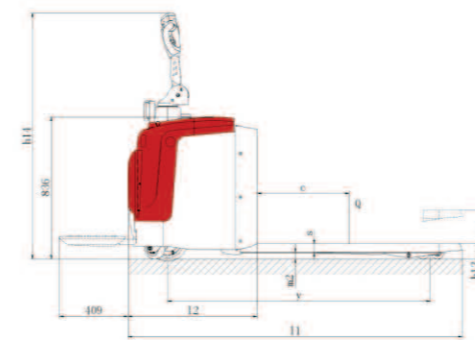
Model		CBD20	CBD25	CBD30
Load capacity	kg	2000	2500	3000
Fork length	mm	1150/1220	1150/1220	1150/1220
Overall fork width	mm	540/685	540/685	540/685
Single fork width	mm	185	185	185
Lowered fork height	mm	85	85	85
Lifting fork height	mm	200	200	200
Overall length (with pedal unfolded)	mm	1925 (2320)	1925 (2320)	1925 (2320)
Overall width	mm	888	888	888
Overall height	mm	1450	1450	1450
Front wheel size, number		Φ80×80, 4	Φ80×80, 4	Φ80×80, 4
Driving wheel size, number		Φ250×75, 1	Φ250×75, 1	Φ250×75, 1
Balance wheel, number		Φ115×55, 2	Φ115×55, 2	Φ115×55, 2
Turning radius	mm	1760	1760	1760
Load center distance	mm	800	800	800
Lifting motor		24V/0.8kw	24V/1.2kw	24V/1.2kw
Driving motor		24V/1.5kw	24V/2.0kw	24V/2.5kw
Steering motor		24V/0.2kw	24V/0.2kw	24V/0.2kw
Battery voltage		210Ah/24V	210Ah/24V	210Ah/24V
Working time of fully charged batteries	h	6	5	5
Service weight (without battery)	kg	810 (800)	830 (820)	850 (840)

Operation

- The whole series is equipped with Electric Power Steering system(EPS) to make the control of handle easy and comfortable.
- CURTIS AC controller provides the system with flexibility and precise speed control.
- The storage trays on the truck body not only perfect the design, but also make it convenient for operator to put the small working objects temporarily.
- Pressurized cylinders are with fast speed, large output, low energy consumption, and prevent skidding when overloaded.

Maintenance

- AC motors requires a few components, and no regular replacement for wearing parts, almost no maintenance.
- Self-diagnostic function of the controller. The handheld unit can display error codes, after connected with controller, to make troubleshooting rapid and accurate.
- Protection arms are designed to be plug-in, which makes the disassembly very convenient.
- Side-pull feature for batteries is optional. It makes the replacement more quickly and easily, ensures the continuous operation, and greatly improves efficiency.



Model:
CDD10E
CDD13E
CDD15E

Model:CDD10E/CDD13E/CDD15E
Load capacity: 1000kg/1600kg/2000kg
lift Height: 1600-3600mm
Fork Length: 1150mm
Fork Width: 570/695mm
Motor: AC



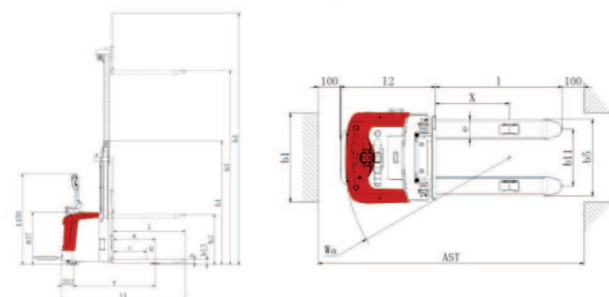
AC EPS

Configuration

- Imported CURTIS AC controller and MOSFETS drive have functions of stepless speed regulating and reverse braking.
- Perfect temperature protection and compensation functions ensure the thermal protection and stable output.
- The advanced vertical AC drive system. The motor can get more energy and greater braking torque to make it more powerful and better in acceleration.
- The hydraulic power unit is with compact structure, small size, light weight, high efficiency, no leaks, reliable performance.
- The whole series use H type steel, which is especially for forklifts, for mast. H type steel is with good plasticity and

Performance

- The floating stand in drive system ensures the stability of the running vehicle. The vehicle does not tilt when turning around.
- Power outage and brake function. When the handle is released or pressed to the bottom, the truck will be power outage and brake immediately. When the truck is out of control or on the ramp, this feature is particularly useful, which makes the truck more secure and reliable.
- Lifting limitation function. When the forks are raised to the maximum height, the system will automatically cut off the power supply for lifting, and smoothly stop.
- Speed limitation switch for high level. When the mast lifts a short distance from the bottom, it will touch the switch



Model	CDD10E						CDD13E					CDD15E				
Load capacity	Kg 1000						1600					2000				
Load capacity on max. Height	Kg 1000 800 700 650 600						1600 1200 1100 1000 900					2000 1300 1000 900 800				
The max. Lifting height	mm 1600 2500 3000 3300 3600						1600 2500 3000 3300 3600					1600 2500 3000 3300 3600				
Load center distance	mm						600									
Fork length	mm						1150									
Single fork width	mm						180									
Overall fork width	mm						570/695									
Lowered fork height	mm						86									
Fixed leg length	mm						875									
Fixed leg width, single fixed length	mm						124									
Inside width between fixed legs	mm						266/391									
Outside width between fixed legs	mm						514/639									
Aisle width for pallets 1000×1200 crossways	mm						2018/2438									
Aisle width for pallets 800×1200 lengthways	mm						2142/2562									
Turning radius	mm						1525									
Front wheel size, number							Φ80×70, 4									
Rear wheel size, number							Φ250×75, 1									
Balance wheel, number							Φ115×55, 2									
Overall length(with pedal unfolded)	mm						2007(2427)									
Overall width	mm						888									
Lowered mast height	mm	1990	1731	1981	2131	2281	1990	1731	1981	2131	2281	1990	1731	1981	2131	2281
Extended mast height	mm	1990	3147	3397	3547	3697	1990	3147	3397	3547	3697	1990	3147	3397	3547	3697
The charger	24V/30A						24V/30A					24V/30A				
Lifting motor	2.2kw						2.5kw					2.5kw				
Driving motor	AC, 1.2kw						AC, 1.5kw					AC, 1.5kw				
Steering motor	0.165kw						0.165kw					0.165kw				
Lift speed, unladen/laden	100/120mm/s						100/130mm/s					100/130mm/s				
Lowering speed, unladen/laden	136/120mm/s						136/120mm/s					136/120mm/s				
Driving speed, unladen/laden	5.2/5.0mm/s						5.2/5.0mm/s					5.2/5.0mm/s				
Battery voltage	24V/210AH						24V/210AH					24V/210AH				
Battery(dimensions)	mm	790/210/458					790/210/458					790/210/458				
Working time of fully charged batteries	h	5					5					5				
Service weight	Kg	920	995	1030	1050	1070	940	1015	1065	1085	1105	960	1035	1090	1115	1135



Imported CURTIS AC controller



The floating stand in drive system ensures the stability of the running vehicle.



Side-pull feature for batteries is optional.



Put-things groove above the battery box



The controller have Self-diagnostic function.



Speed limitation switch



Standard equipped arms.



Comfort platform

Operation


- The whole series is equipped with Electric Power Steering system (EPS) to make the control of handle easy and comfortable.
- CURTIS AC controller provides the system with flexibility and precise speed control.
- Pressurized cylinders are with fast speed, large output, low energy consumption, and prevent skidding when overloaded.
- When the mast is back close to the bottom, it will increase the travel speed automatically and improve the working efficiency.

Maintenance

- AC motors requires a few components, and no regular replacement for wearing parts, almost no maintenance.
- Self-diagnostic function of the controller. The handheld unit can display error codes, after connected with controller, to make troubleshooting rapid and accurate.
- Side-pull feature for batteries is optional. It makes the replacement more quickly and easily, ensures the continuous operation, and greatly improves efficiency.

Model:
CDD10E
CDD16E
CDD20E

Model: CDD10E/CDD16E/CDD20E
 Load capacity: 1000kg/1600kg/2000kg
 Lift Height: 1600-3600mm
 Fork Length: 1150mm
 Fork Width: 570/655mm
 Motor: AC



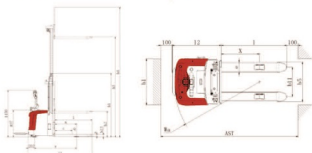
Configuration

- Imported CURTIS AC controller and MOSFETS drive have functions of stepless speed regulating and reverse braking.
- Perfect temperature protection and compensation functions ensure the thermal protection and stable output.
- The advanced vertical AC drive system. The motor can get more energy and greater braking torque to make it more powerful and better in acceleration.
- The hydraulic power unit is with compact structure, small size, light weight, high efficiency, no leaks, reliable performance.
- The whole series use H type steel, which is especially for forklifts, for mast. H type steel is with good plasticity and

AC EPS

Performance

- The floating stand in drive system ensures the stability of the running vehicle. The vehicle does not tilt when turning around.
- Power outage and brake function. When the handle is released or pressed to the bottom, the truck will be power outage and brake immediately. When the truck is out of control or on the ramp, this feature is particularly useful, which makes the truck more secure and reliable.
- Lifting limitation function. When the forks are raised to the maximum height, the system will automatically cut off the power supply for lifting, and smoothly stop.
- Speed limitation switch for high level. When the mast lifts a short distance from the bottom, it will touch the switch



Model	CDD10E					CDD16E				CDD20E					
Load capacity	Kg 1000					1600				2000					
Load capacity on max. Height	Kg 1000	800	700	650	600	1600	1200	1100	1000	900	2000	1300	1000	900	800
The max. Lifting height	mm 1600	2500	3000	3300	3600	1600	2500	3000	3300	3600	1600	2500	3000	3300	3600
Load center distance	mm 600					600				600					
Fork length	mm 1150					1150				1150					
Single fork width	mm 180					180				180					
Overall fork width	mm 570/655					570/655				570/655					
Lowered fork height	mm 86					86				86					
Fixed leg length	mm 875					875				875					
Fixed leg width, single fixed length	mm 134					134				134					
Inside width between fixed legs	mm 266/391					266/391				266/391					
Outside width between fixed legs	mm 514/639					514/639				514/639					
Aisle width for pallets 1000*1200 crossways	mm 2018/2438					2018/2438				2018/2438					
Aisle width for pallets 800*1200 lengthways	mm 2142/2562					2142/2562				2142/2562					
Turning radius	mm 1525					1525				1525					
Front wheel size, number	Φ80*70, 4					Φ80*70, 4				Φ80*70, 4					
Rear wheel size, number	Φ260*75, 1					Φ260*75, 1				Φ260*75, 1					
Balance wheel, number	Φ115*55, 2					Φ115*55, 2				Φ115*55, 2					
Overall length(with pedal unfolded)	mm 2007(2427)					2007(2427)				2007(2427)					
Overall width	mm 888					888				888					
Lowered mast height	mm 1990	1731	1981	2131	2281	1990	1731	1981	2131	2281	1990	1731	1981	2131	2281
Extended mast height	mm 1990	3147	3397	3547	3697	1990	3147	3397	3547	3697	1990	3147	3397	3547	3697
The charger	24V/30A					24V/30A				24V/30A					
Lifting motor	2.5kw					2.5kw				2.5kw					
Driving motor	AC, 1.2kw					AC, 1.5kw				AC, 1.5kw					
Steering motor	0.165kw					0.165kw				0.165kw					
Lift speed, unladen/laden	100/120mm/s					100/120mm/s				100/120mm/s					
Lowering speed, unladen/laden	136/120mm/s					136/120mm/s				136/120mm/s					
Driving speed, unladen/laden	5.2/5.0mm/s					5.2/5.0mm/s				5.2/5.0mm/s					
Battery voltage	24V/210AH					24V/210AH				24V/210AH					
Battery(dimensions)	mm 790/210/458					790/210/458				790/210/458					
Working time of fully charged batteries	h 5					5				5					
Service weight	Kg 920	995	1030	1050	1070	940	1015	1065	1085	1105	960	1035	1090	1115	1135



Imported CURTIS AC controller



The floating stand in drive system ensures the stability of the running vehicle.



Side-pull feature for batteries is optional.



Put-things groove above the battery box



The controller have Self-diagnostic function.



Speed limitation switch



Standard equipped arms.



Conform platform

Operation

- The whole series is equipped with Electric Power Steering system (EPS) to make the control of handle easy and comfortable.
- CURTIS AC controller provides the system with flexibility and precise speed control.
- Pressurized cylinders are with fast speed, large output, low energy consumption, and prevent skidding when overloaded.
- When the mast is back close to the bottom, it will increase the travel speed automatically and improve the working efficiency.

Maintenance

- AC motors requires a few components, and no regular replacement for wearing parts, almost no maintenance.
- Self-diagnostic function of the controller. The handheld unit can display error codes, after connected with controller, to make troubleshooting rapid and accurate.
- Side-pull feature for batteries is optional. It makes the replacement more quickly and easily, ensures the continuous operation, and greatly improves efficiency.

Model:
CDD10K
CDD10S

Economical Series, load capacity is 1000kg. The stacker is with attractive appearance, convenient operation and energy saving. It is widely used in conditions of low intensity and short distances, meeting the demands of most customers.

Advantages


- Side-driven design effectively reduces the size of operation channel. With small turning radius and better view, this stacker is suitable for narrow spaces.
- Though it is economical stacker, it is still equipped with high-power and high-performance lifting pump station, which ensures the goods lifting.
- The turtle speed switch on the handle makes low speed control more precise.
- Germany imported waterproof micro-switches are applied in the cold, damp, dusty and other harsh environments.
- YONGCI motor drive system is with small size, light weight, low loss and high efficiency.



Lift height: 3000mm
Load capacity: 1000kg



External Charger



High-power, high-performance lifting pumping station



YONGCI motor drive system



Germany imported waterproof micro-switches



Four colored LED battery meter



The operation handle is for walkie with lengthened design



Reinforcing ribs are set between the inner and outer masts



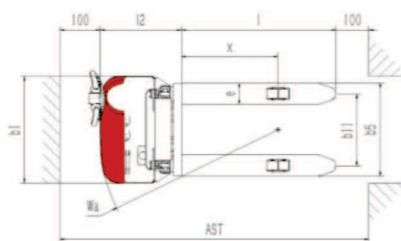
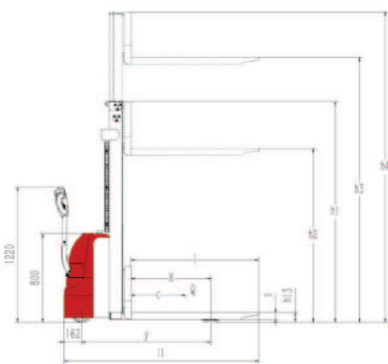
Key switch and electricity meter are integrated in the handle



Economical external charger

1KG=2.205LB 1INCH=25.40MM

Model		CDD10K	CDD10S
Load capacity	Kg	1000	1000
Load capacity on max. Height	Kg	800	700
The max. Lifting height	mm	1600	3000
Load center distance	mm		600
Fork length	mm		1150
Single fork width	mm		160
Overall fork width	mm		570/695
Lowered fork height	mm		86
Fixed leg length	mm		928
Single fixed leg width	mm		124
Inside width between fixed legs	mm		262/387
Outside width of between fixed legs	mm		534/659
Aisle width for pallets 1000*1200 crossways	mm	2048	2068
Aisle width for pallets 800*1200 lengthways	mm	2014	2034
Turning radius	mm	1316	1336
Front wheel size, number			Φ80×70, 4
Rear wheel size, number			Φ210×70, 1
Balance wheel, number			Φ150×58, 1
Overall length(with pedal unfolded)	mm	1632	1755
Overall width	mm	795	795
Extended mast height	mm	2060	3424
Lowered mast height	mm	1990	1994
Battery voltage (dimensions)	mm	2×12V/100AH(260/169/215)	
The controller		24V/90A	
The charger		24V/10A	
Lifting motor		2.2kw. Lift speed,laden/unladen:100/150mm/s, Lowering speed,laden/unladen:150/130mm/s	
Driving motor		0.75kw.Driving speed:laden/unladen:4.0/4.2km/h	
Weight	Kg	410	520



Model: CDD10-E/CDD13-E/CDD15-E
 Load capacity: 1000kg/1300kg/1500kg
 Lift Height: 3000mm
 Fork Length: 1070mm
 Fork Width: 220-720mm
 Motor: AC

Model:
CDD10-E
CDD13-E
CDD15-E



The new comfort beauty platform



One piece high quality smithing



Double Side Drive System



Double Side Drive System



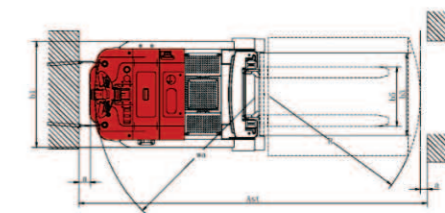
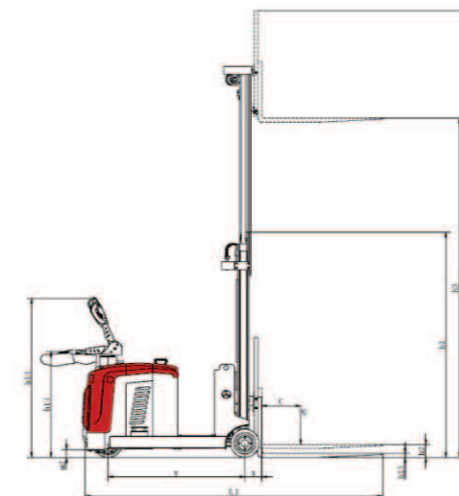
Side-move Battery

- The latest design concept is "one vehicle with dual use". Usually it is a ride-on forklift, while with the optional foldable forks or dismantled forks, it acts as a tractor, which provides more convenience and saves cost for the users.
- The innovative design concept is "dual drive mode". Usually the operator stands on the foot pedal with the optional protection arms. While turning the handle by 180 degree, the operator can sit in front of the mast to drive, which reduces the labor intensity, and improves the comfort(optional).
- The whole series is equipped with Electric Power Steering system (EPS) to make the control of handle easy and comfortable, which greatly reduces the operator's labor intensity. By turning easily at a low speed, and stably at a high speed, EPS makes turning more intelligent and control more precise.
- The advanced vertical AC drive system. The motor can get more energy and greater braking torque to make it more powerful and better in acceleration. The system has many advantages, such as high efficiency, small size, light weight, free maintenance, easy cooling, long service life, and so on.
- Variable wheelbase design. Move the front axle to convert the length of the wheelbase. When extended, the whole vehicle becomes longer and provides the safer loading, superior traction and smoother driving.
- When retracted, the whole vehicle becomes shorter, which makes it more convenient to work in narrow places.
- Innovative multi-functional handle. Besides the functions of lifting, lowering, moving forward and backward, the tilt forward and backward functions are also integrated on the handle, which makes it more convenient.
- Side-pull batteries. It makes the replacement more quickly and easily, ensures the continuous operation, and greatly improves efficiency.

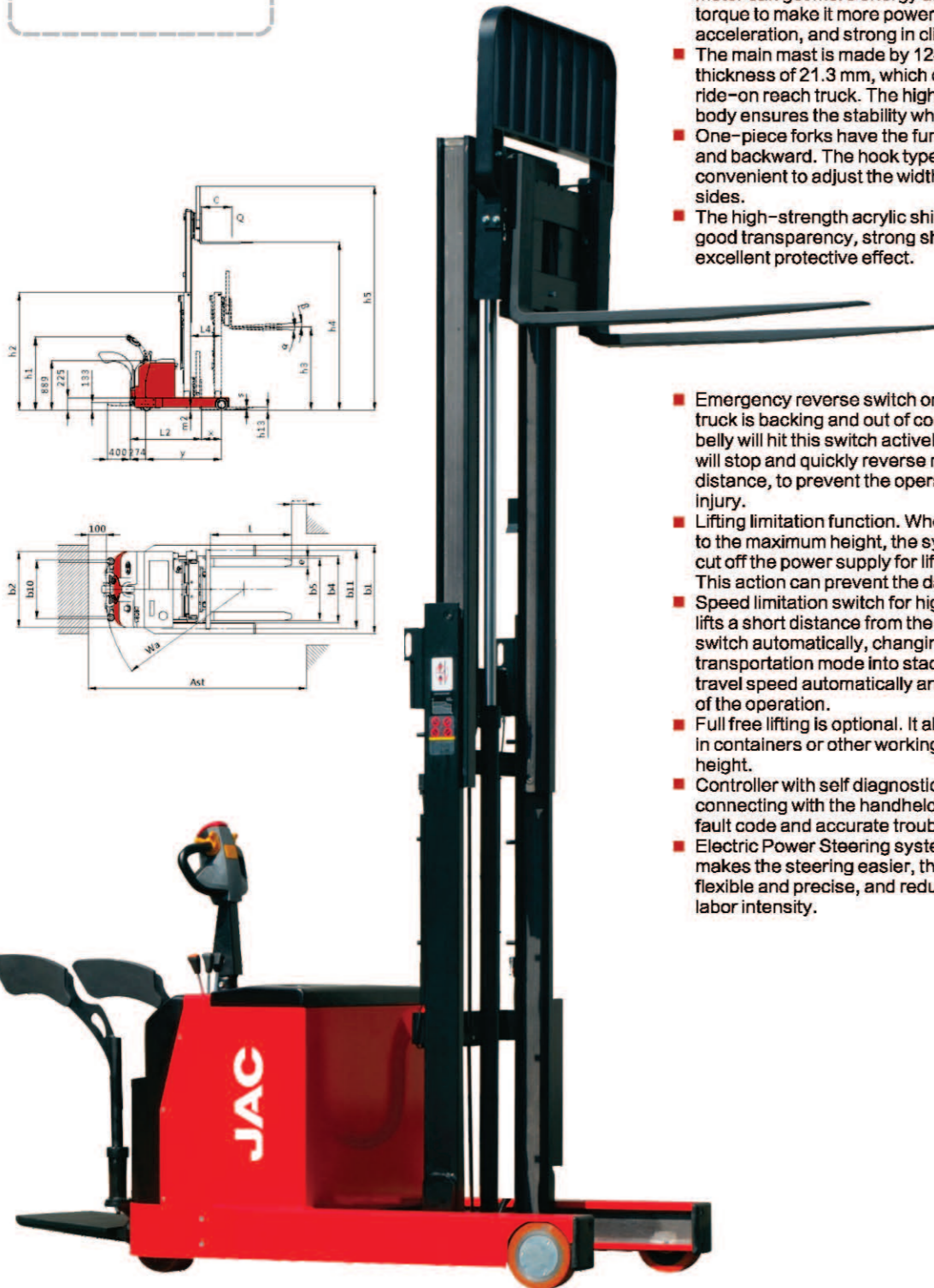


1KG=2.205LB 1INCH=25.40MM

Model		CDD10-E	CDD13-E	CDD15-E
Drive unit		Power	Power	Power
Operator type		Stand	Stand	Stand
Load capacity	Kg	1000	1300	1500
Service Weight	Kg	1330	1530	1730
Load center distance	mm	500	500	500
Distance between fork backrest and front wheel	mm	150	150	150
Wheel base	mm	1189	1189	1189
Tires		PU	PU	PU
Front Wheel size,number		250x120, 2	250x120, 2	250x120, 2
Driving Wheel size,number		250x75, 1	250x75, 1	250x75, 1
Lifting height	mm	3000	3000	3000
Free lifting height	mm	100	100	100
Lowered mast height	mm	1995	1995	1995
Extended mast height	mm	3427	3427	3427
Mast/Fork carriage tilt forward/backward	°	2/5	2/5	2/5
Overall length (with 1070 fork)	mm	2695/3120	2695/3120	2695/3120
Overall width	mm	998	998	998
Fork size, Thickness/Width/Length	mm	35/100/1070	35/100/1070	35/100/1070
Fork adjust width	mm	220-720	220-720	220-720
Fork carriage width	mm	90	90	90
Ground clearance under mast	mm	122	122	122
Aisle width for pallets 1000×1200 crossways	mm	2695/3115	2695/3115	2695/3115
Aisle width for pallets 800×1200 lengthways	mm	2838/3258	2838/3258	2838/3258
Turning radius	mm	1438	1438	1438
Max.gradient performance, laden/unladen	%	6/10	6/10	6/10
The max driving speed laden/unladen	km/h	5.0/5.2	5.0/5.2	5.0/5.2
Lift speed, laden/unladen	mm/s	100/120	100/130	100/140
Lowering speed, laden/unladen	mm/s	136/120	136/120	136/120
Charger		24V/30A	24V/30A	24V/40A
Driving motor		24V/1.5kw	24V/2.0kw	24V/2.5kw
Lift motor		24V/2.2kw	24V/2.5kw	24V/3.0kw
Steer motor		24V/0.2kw	24V/0.2kw	24V/0.2kw
Battery voltage		24V/210AH(Side)	24V/240AH	24V/270AH
Battery dimensions		790/210/462	790/210/524	790/210/583



Model: CQD15



Configuration

- Imported CURTIS AC controller and MOSFETS drive. Temperature protection and compensation functions achieve thermal protection and stable output.
- The most advanced vertical AC drive system. The motor can get more energy and greater braking torque to make it more powerful and better in acceleration, and strong in climbing.
- The main mast is made by 12# U-steel, with the leg thickness of 21.3 mm, which creates the powerful ride-on reach truck. The high strength of the truck body ensures the stability when operating.
- One-piece forks have the function of tilting forward and backward. The hook type design makes it convenient to adjust the width from both left and right sides.
- The high-strength acrylic shield on the mast is with good transparency, strong shock resistance, and excellent protective effect.
- Emergency reverse switch on the handle. When the truck is backing and out of control, the operator's belly will hit this switch actively or passively, the truck will stop and quickly reverse movement for a short distance, to prevent the operator's body from crush injury.
- Lifting limitation function. When the forks are raised to the maximum height, the system will automatically cut off the power supply for lifting, and smoothly stop. This action can prevent the danger.
- Speed limitation switch for high level. When the mast lifts a short distance from the bottom, it will touch the switch automatically, changing the operation from transportation mode into stacking mode, lowering the travel speed automatically and improving the safety of the operation.
- Full free lifting is optional. It allows the stacker to work in containers or other working places with limited height.
- Controller with self diagnostic function, after connecting with the handheld terminal can show the fault code and accurate troubleshooting.
- Electric Power Steering system (EPS) is optional. It makes the steering easier, the operation more flexible and precise, and reduces the operator's labor intensity.

1KG=2.205LB 1INCH=25.40MM

Model	CQD15					
Load capacity	Kg	1500				
Load capacity on Max. height	Kg	1300	1300	1100	1000	700
Service Weight	Kg	1745	1750	1840	2070	2110
Load center distance	mm	500				
Tires		PU				
Front wheel size, number		210×70, 2				
Rear wheel size, number		230×(75PU)×82, 1				
Balance wheel, number		149×60, 2set(4pcs)				
The Max. lifting height	mm	1800	1800	3000	3700	4500
Lowered mast height	mm	2155	2355	2121	1830	2080
Extended mast height	mm	2535	2790	4040	4700	5500
Overall length (950mmfork)	mm	2252/2652/2806				
Overall width	mm	1042				
Mast/Fork carriage tilt forward/backward	°	Front/rear : 2/4				
Height of handle in drive position min./max	mm	984/1365				
Lowered fork height	mm	50				
Fork dimensions, Thickness/Width/Length	mm	35/100/950(1150)				
Adjustable width of forks	mm	200-740				
Reach distance	mm	500				
Aisle width for pallets 1000×1200 crossways		2750	2750	2790	2750	2750
Aisle width for pallets 800×1200 lengthways		2800	2800	2840	2800	2800
Turning radius	mm	1670				
Travel speed, laden/unladen		5.0/6.0			4.8/6.0	
Lift speed, laden/unladen		75/139			85/119	
Lowering speed, laden/unladen		94/108			85/80	
Max. gradient performance, laden/unladen	%	5/8				
The controller		24V/200A				
The charger		24V/40A			24V/55A	
Driving Motor		Vertical type 1.5kw, AC				
Lifting Motor		3.0kw				
Batteries, length/width/height	mm	24V/270Ah(794/212/583)			24V/400Ah(812/317/530)	





Model:
CDD10M
CDD15M
CDD20M

With electric lift and manual push, SPN series semi-electric pallet stacker is easy control, and environmental efficiency, which is widely used in overhead cargo and pallet moving and stacking. Using SPN is safe and efficient in factories, warehouses and logistics centers. While in some narrow passage, floors, and other high rack warehouses, using SPN is more flexible, silent and environmental.

- Compact hydraulic power unit structure enables the swift movement and powerful force. The lifting and lowering speed is adjustable according to the users' needs. The main components are internationally renowned brands, which make the system stable and prolong the service life.
- The whole series is standard equipped with the imported motor relay, which is fast, stable and durable.
- Using the best hydraulic cylinders and oil system, together with the fine process, minimize the leak possibility.
- The whole series is standard equipped with the TONGYI brand batteries, which is the best configuration for Semi-electric stacker in this industry.
- External battery charger is better in heat dissipation. Unlike the built-in charger, it avoids the damages caused by vibration.
- The battery charger is connected with the battery by aviation plugs, which is convenient, safe and durable.

- Emergency stop switch. When the stacker is in danger, pressing the emergency stop switch can cut off the power supply and stop the stacker, which protects the safety of the operator and equipment.
- Adjustable bolts in rear part of the fork. When the stacker is used for many years or the forks are not level caused by other factors, the users can adjust the bolts to make the forks level.
- The steering action of the handle is made by the steering mechanism on both sides of the steering wheels.
- Simply turn the handle directly to the desired angle, which is easy and flexible.
- Pneumatic spring in the handle. Releasing the handle, it can be automatically slow reset.
- Brake on the universal wheel, It is light and fast to stop the stacker by foot brake.
- The protection device for feet on the steering wheel is to protect the operator's feet from harm.
- With special process manufactured Nylon wheel is wear and pressure resisting, quiet, light, flexible and with small resistance.
- With light weight, high strength and good cross section performance, the C type steel can lower the stacker's weight and ensure the stacker's stability and strength at the same time.
- The reinforcing ribs on the frame for heavy-duty stackers make sure the mast will not go forward when loaded, and ensure the stability of the whole stacker.
- The whole set is with fine workmanship, smooth lines, elegant appearance. Double coating on the entire stacker makes it scratch resistance, anti-rust, and durable.




Internal Structure

1KG=2.205LB 1INCH=25.40MM

Model	CDD10M	CDD10M	CDD10M	CDD10M	CDD10M	CDD15M	CDD15M	CDD15M	CDD15M	CDD15M	CDD20M	CDD20M	
Load capacity	Kg		1000			1500			2000				
Load capacity on max. Height	Kg	1000	800	700	600	500	1500	1200	1050	900	750	2000	1600
Max lifting height	mm	1600	2000	2500	3000	3500	1600	2000	2500	3000	3500	1600	2000
Load center distance	mm							450					
Fork length	mm							900/1100					
Single fork width	mm							150					
Overall fork width	mm							Narrow550/Standard640					
Lowered fork height	mm							85					
Fixed leg length	mm							875					
Single fixed leg width	mm							100					
Outside width of between fixed legs	mm	490/590		590		490/590		590		490/590			
Turning radius	mm							1350					
Aisle width for pallets 1000×1200 crossways	mm							2250					
Aisle width for pallets 800×1200 lengthways	mm							2040					
Overall length	mm							1600 (900Fork) /1800 (1100Fork)					
Overall width	mm							760					
Extended mast height	mm	2077	2567	3067	3567	4067	2077	2567	3067	3567	4067	2077	2567
Lowered mast height	mm	2077	1577	1827	2077	2327	2077	1577	1827	2077	2327	2077	1577
Battery voltage	12V/120AH, 10-12V												
The charger	12V/20A												
Lift motor	DC, 12V, 1.5KW												
Weight	Kg	315	365	374	380	405	320	374	385	395	415	325	380



Standard Emergency Stop Switch



Reinforcing Rib Between Inside And Outside Of Overloaded Trucks' Door Frame



Brake Acts Directly On Wheels



Air Plug Connects Battery And Charger



Control Handle With High Quality Pneumatic Spring



Compact Power Unit Structure, Sensitive Reaction And Strong Power



Model:
CPD10S
CPD13S
CPD15S

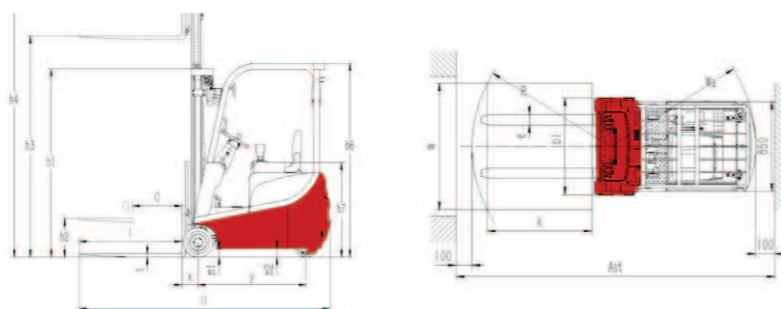


AC EPS

The ES electric forklift is especially made for warehouse, not outside task. Electronic Power Steering system makes the forklift very easy to drive. It will make your warehouse works much more effective.

JAC latest mini three-wheel forklift is combined all the creative thoughts of the entire R&D group. Compact structure, intellectualized configuration, and user-friendly operation design meet all the customers' needs. As a forklift, it provides the users with good experience, also shows its elegant style with streamline shape and smart body.

- The whole series is equipped with Electric Power Steering system (EPS) to make the control of handle easy and comfortable, which greatly reduces the operator's labor intensity. By turning easily at a low speed, and stably at a high speed, EPS makes turning more intelligent and control more precise.
- With the advanced vertical AC drive system, the motor can get more energy and greater braking torque to make it more powerful, better in acceleration and grade ability, which ensures the forklift run smoothly on uneven road and slope.
- Variable wheelbase design. Move the front axle to convert the length of the wheelbase. When extended, the whole vehicle becomes longer and provides the safer loading, superior traction and smoother driving. When retracted, the whole vehicle becomes shorter, which makes it more convenient to work in narrow places.
- Hand brake and handle are set on the right side, which meets the ergonomic principles. It reduces the operator's labor intensity and improves the operation comfort.
- Side-pull batteries. It makes the replacement more quickly and easily, ensures the continuous operation, and greatly improves efficiency.
- Full free lifting is optional. It allows the stacker to work in containers or other working places with limited height.



Maintenance is convenient and easy

1KG=2.205LB 1INCH=25.40MM

Model	CPD10S	CPD13S	CPD15S	
Power	Power	Power	Power	
Manner of operation	Rider	Rider	Rider	
Load capacity	kg	1000	1300	1500
The max. lifting height(mm)	kg	1000	1300	1500
Service Weight(kg)	kg	1700	1820	1950
Load center distance(mm)	mm	500	500	500
Distance between fork backrest and front wheel	mm	158	158	158
Wheel base	mm	1090	1090	1090
Tires	PU	PU	PU	
Front Wheel size,number	305×127, 2	305×127, 2	305×127, 2	
Driving Wheel size,number	250×127, 1	250×127, 1	250×127, 1	
The width between front wheels	mm	783	783	783
Lifting height	mm	3000	3000	3000
Free lifting height	mm	100	100	100
Lowered mast height	mm	1995	1995	1995
Extended mast height	mm	3950	3950	3950
Mast/Fork carriage tilt forward/backward	°	2/5	2/5	2/5
Overhead load guard (cab) height	mm	1980	1980	1980
Seat height	mm	960	960	960
Overall length	mm	2590	2590	2590
Overall width	mm	917	917	917
Fork size, Thickness/Width/Length	mm	35/100/1070	35/100/1070	35/100/1070
Fork adjustable width	mm	220-806	220-806	220-806
Ground clearance under mast	mm	90	90	90
Ground clearance, centre of wheelbase	mm	128	128	128
Aisle width for pallets 1000×1200 crossways	mm	2893	2893	2893
Aisle width for pallets 800×1200 lengthways	mm	3005	3005	3005
Turning radius	mm	1348	1348	1348
Max.gradient performance, laden/unladen	%	6/8	8/10	8/10
The max driving speed laden/unladen	km/h	6.2/7.2	6.2/7.2	6.2/7.2
Lift speed, laden/unladen	mm/s	100/140	100/140	100/140
Lowering speed, laden/unladen	mm/s	136/120	136/120	136/120
Driving Motor	24V/1.5kw	24V/2.0kw	24V/2.5kw	
Lifting Motor	24V/2.2kw	24V/2.5kw	24V/3.0kw	
Steering Motor	24V/0.2kw	24V/0.2kw	24V/0.2kw	
Battery voltage	24V/300Ah	24V/350Ah	24V/400Ah	
Working time of fully charged batteries (h)	5	5	5	
Battery dimensions	mm	845/292/500	845/292/535	845/292/570



Hand brake and handle is set on the right side, which meets the ergonomic principles. It reduces the operator's labor intensity and improves the operation comfort.



Imported Curtis AC Controller



Side-pull batteries



Most Advanced Vertical AC Drive System

手动托盘搬运车

AC型手动托盘搬运车主要技术参数

项目\型号	AC2000		AC2500		AC3000		
额定负载(公斤)	2000		2500		3000		
货叉最低高度(毫米)	85	75	85	75	85	75	
货叉最高高度(毫米)	200	190	200	190	200	190	
转向轮(大轮)(毫米)	200X50	180X50	200X50	180X50	200X50	180X50	
承重轮(小轮)(毫米)	单轮	82X93	74X93	82X93	74X93	82X93	74X93
	双轮	82X70	74X70	82X70	74X70	82X70	74X70
货叉尺寸(毫米)	160X50		160X50		160X60		
货叉总宽度(毫米)	380/450/520/540/685		450/520/540/685				
货叉长度(毫米)	800/900/1000/1067/1100/1150/1220						

AC型

油泵采用一体铸造工艺，整体密封设计，关键部位配件采用优质进口元件，在压力缸密封件损坏的情况下也不会发生漏油的情况。大小活塞杆均经过镀铬处理，耐热性好、硬度高。油泵阀芯采用整体设计，不同于分散零件，故障率低，便于维修，阀体具有过载保护功能，超载不起升。



DF型

采用钢板焊接式油泵，整车成本降低，更加经济实用。三段式定位下降控制，操作轻便省力。油泵带手动缓解控制阀，增强了安全性能。货叉前端为锥形弧状设计，正常使用不易变形。

DF型手动托盘搬运车主要技术参数

项目\型号	DF2000		DF2500		DF3000		
额定负载(公斤)	2000		2500		3000		
货叉最低高度(毫米)	85	75	85	75	85	75	
货叉最高高度(毫米)	195	185	195	185	195	185	
转向轮(大轮)(毫米)	200X50	180X50	200X50	180X50	200X50	180X50	
承重轮(小轮)(毫米)	单轮	80X93	74X93	80X93	74X93	80X93	74X93
	双轮	80X70	74X70	80X70	74X70	80X70	74X70
货叉尺寸(毫米)	160X60						
货叉总宽度(毫米)	450/520/550/685						
货叉长度(毫米)	800/900/1000/1067/1100/1150/1220						



项目/型号		HLT10	HLT15	HLT(N)10
额定负载	kg	1000	1500	1000
货叉最低高度	mm	85	85	85
货叉最高高度	mm	800	800	800
货叉尺寸 宽×厚×长	mm	162×50×1140	162×50×1100	162×50×1150
货叉全宽(可调节式/固定式)	mm	520/680	520/680	540/680
净重	kg	105/112	118/125	128/133
货叉轮子/大轮	mm	Φ75×50/Φ150×50	Φ75×50/Φ150×50	Φ75×50/Φ180×50

高升程搬运车 HLT



项目/型号		TF15	TF30	TF50	TF75
额定负载	kg	150	300	500	750
最低高度	mm	220	285/340	285/340	420
最高高度	mm	720	880	880	990
平台尺寸	mm	700×450×36	815×500/850×500	815×500/850×500	1000×510×55
轮子尺寸	mm	Φ100×25	Φ125×40	Φ125×40	Φ147×50
重量	kg	46	77	81	125
离地高度	mm	950	990	990	990

手动平台车 TF



项目/型号		HTF-U10
额定负载	kg	1000
最低高度	mm	80
最高高度	mm	840
提升时间	s	18
平台尺寸	mm	1450×1140
电机功率	kw	0.75
重量	kg	235

U型电动升降平台



项目/型号		HIW1.0	HIW2.0	HIW3.0	HIW4.0
额定负载	kg	500	1000	3000	2000
最低高度	mm	190	190	220	190
最高高度	mm	1040	1040	1040	1040
提升时间	s	15	25	26	40
平台尺寸	mm	1300×800	1300×800	1300×800	1300×800
电机功率	kw	0.75	0.75	1.5	0.75
重量	kg	160	220	320	280

固定电动平台 HIW



项目/型号		PS0485	PS0412	PS0415
额定负载	kg	400	400	400
最大高度	mm	980	1330	1630
提升高度	mm	650	1000	1300
最小/最大平台高度	mm	200/850	200/1200	200/1500
台面尺寸度×宽	mm	650×550	650×550	650×550
后轮/承重轮	mm	Φ150×40/Φ150×45	Φ150×40/Φ150×45	Φ150×40/Φ150×45
重量	kg	70	76	86

手动行李车 PS



项目/型号		SFH10	SFH15	SFHD10
额定负载	kg	1000	1500	1000
货叉最低/最高高度	mm	85/1600	85/1600	85/2500
门架最小高度	mm	1980	1980	1830
货叉长度	mm	900/1150	900/1150	900/1150
货叉宽度(可调节式/固定式)	mm	330~740/550	330~740/550	330~740/550
货叉轮子/大轮	mm	Φ74×70/Φ180×50	Φ74×70/Φ180×50	Φ74×70/Φ180×50
重量	kg	240/220	260	300

手动堆垛车 SFH